



U.P. POWER CORPORATION LTD. C.P.F. TRUST

SHAKTI BHAWAN (EXTN.), 14-ASHOK MARG,
LUCKNOW

Email id:- cpftrust.2004@gmail.com

Mob. No. 7860604345

As on 02.04.2022

Details of Investment made by UPPCL CPF Trust

1. Category-I of Investment Pattern prescribed by Ministry of Finance Notification dated 02.03.2015 (As amended on 11.12.2019)

(A) State Government Securities:-

S.No.	Name of Security	Date of Investment	Date of Maturity	Face Value	Maturity Amount
1	6.92% Assam Govt. Sec.2024	24-Dec-19	24-Dec-24	70,000,000	70,000,000
2	7.14% Karnataka Govt. Sec.2029	24-Dec-19	24-Dec-29	120,000,000	120,000,000
3	7.14% Maharashtra Govt. Sec.2029	24-Dec-19	24-Dec-29	300,000,000	300,000,000
4	7.16% Uttar Pradesh Govt. Sec.2029	24-Dec-19	24-Dec-29	250,000,000	250,000,000
5	7.17% Tamil Nadu Govt. Sec.2029	24-Dec-19	27-Nov-29	100,000,000	100,000,000
6	7.22% Tamil Nadu Govt. Sec.2028	24-Dec-19	30-Oct-28	100,000,000	100,000,000
7	6.97% Tamil Nadu Govt. Sec.2039	1-Jan-20	17-Jul-39	100,000,000	100,000,000
8	6.80% Rajasthan Govt. Sec.2024	1-Jan-20	1-Jan-24	50,000,000	50,000,000
9	7.17% Madhya Pradesh Govt. Sec.2035	1-Jan-20	1-Jan-35	100,000,000	100,000,000
10	7.18% Gujarat Govt. Sec.2030	1-Jan-20	1-Jan-30	200,000,000	200,000,000
11	7.15% Rajasthan Govt. Sec.2030	1-Jan-20	1-Jan-30	100,000,000	100,000,000
12	7.14 % Goa Govt. Sec.2030	1-Jan-20	1-Jan-30	38,100,000	38,100,000
13	7.18% Madhya Pradesh Govt. Sec.2030	1-Jan-20	1-Jan-30	100,000,000	100,000,000
14	7.18% West Bengal Govt. Sec.2035	1-Jan-20	1-Jan-35	200,000,000	200,000,000
15	7.22% Uttar Pradesh Govt. Sec.2030	15-Jan-20	15-Jan-30	200,000,000	200,000,000
16	7.23% West Bengal Govt. Sec.2030	15-Jan-20	15-Jan-30	200,000,000	200,000,000
17	7.28% Jammu & Kashmir Govt. Sec.2030	15-Jan-20	15-Jan-30	60,000,000	60,000,000
18	7.29% Bihar Govt. Sec.2030	15-Jan-20	15-Jan-30	100,000,000	100,000,000
19	7.29% Madhya Pradesh Govt. Sec.2030	15-Jan-20	15-Jan-30	100,000,000	100,000,000
20	7.27% Maharashtra Govt. Sec.2030	15-Jan-20	15-Jan-30	300,000,000	300,000,000
21	7.27% Rajasthan Govt. Sec.2030	15-Jan-20	15-Jan-30	50,000,000	50,000,000
22	7.28% Kerala Govt. Sec.2030	15-Jan-20	15-Jan-30	50,000,000	50,000,000
23	7.28% Sikkim Govt. Sec.2030	15-Jan-20	15-Jan-30	14,200,000	14,200,000
24	7.29% Andhra Pradesh Govt. Sec.2030	15-Jan-20	15-Jan-30	100,000,000	100,000,000
25	7.14% Karnataka Govt. Sec.2029	15-Jan-20	24-Dec-29	86,250,000	86,250,000
26	7.17% Punjab Govt. Sec.2030	15-Jan-20	8-Jan-30	70,000,000	70,000,000
27	9.22% Gujarat Govt. Sec.2023	15-Jan-20	9-Oct-23	100,000,000	100,000,000
28	7.17% Tamil Nadu Govt. Sec.2029	15-Jan-20	27-Nov-29	300,000,000	300,000,000
29	7.01% Puducherry Govt. Sec.2026	22-Jan-20	22-Jan-26	10,000,000	10,000,000
30	7.17% Gujarat Govt. Sec.2030	22-Jan-20	22-Jan-30	44,280,000	44,280,000
31	7.18% Assam Govt. Sec.2030	22-Jan-20	22-Jan-30	49,510,000	49,510,000
32	7.18% Bihar Govt. Sec.2030	22-Jan-20	22-Jan-30	100,000,000	100,000,000
33	7.09% Madhya Pradesh Govt. Sec.2030	5-Feb-20	5-Feb-30	90,260,000	90,260,000
34	7.10% Gujarat Govt. Sec.2030	5-Feb-20	5-Feb-30	100,000,000	100,000,000
35	7.14% Andhra Pradesh Govt. Sec.2034	5-Feb-20	5-Feb-34	100,000,000	100,000,000
36	7.14% Uttar Pradesh Govt. Sec.2030	5-Feb-20	5-Feb-30	200,000,000	200,000,000
37	7.18% Andhra Pradesh Govt. Sec.2033	5-Feb-20	5-Feb-33	100,000,000	100,000,000
38	7.60% Maharashtra Govt. Sec.2030	15-Apr-20	15-Apr-30	18,800,000	18,800,000
39	7.50% Tamil Nadu Govt. Sec.2029	15-Apr-20	15-Apr-29	27,310,000	27,310,000
40	7.65% Uttar Pradesh Govt. Sec.2030	15-Apr-20	15-Apr-30	76,340,000	76,340,000
41	7.04% Mizoram Govt. Sec.2030	22-Apr-20	22-Apr-30	7,280,000	7,280,000
42	7.14% Sikkim Govt. Sec.2030	22-Apr-20	22-Apr-30	10,000,000	10,000,000

02/04/2022

[Handwritten Signature]

[Handwritten Signature]

43	7.00% Uttar Pradesh Govt. Sec.2030	22-Apr-20	22-Apr-30	21,840,000	21,840,000
44	6.79% Jammu & Kashmir Govt. Sec.2030	6-May-20	6-May-30	19,610,000	19,610,000
45	6.69% Uttar Pradesh Govt. Sec.2030	6-May-20	6-May-30	29,760,000	29,760,000
46	6.69% Madhya Pradesh Govt. Sec.2030	6-May-20	6-May-30	8,780,000	8,780,000
47	6.71% Rajasthan Govt. Sec.2030	6-May-20	6-May-30	8,760,000	8,760,000
48	6.55% Rajasthan Govt. Sec.2030	1-Jul-20	1-Jul-30	17,380,000	17,380,000
49	6.55% Assam Govt. Sec.2030	8-Jul-20	8-Jul-30	8,920,000	8,920,000
50	6.50% Andhra Pradesh Govt. Sec.2030	8-Jul-20	8-Jul-30	28,540,000	28,540,000
51	6.52% Meghalaya Govt. Sec.2030	8-Jul-20	8-Jul-30	20,000,000	20,000,000
52	6.57% Mizoram Govt. Sec.2035	8-Jul-20	8-Jul-35	15,000,000	15,000,000
53	6.52% Nagaland Govt. Sec.2030	8-Jul-20	8-Jul-30	15,000,000	15,000,000
54	6.50% Uttar Pradesh Govt. Sec.2030	8-Jul-20	8-Jul-30	19,070,000	19,070,000
55	6.48% Andhra Pradesh Govt. Sec. 2032	15-Jul-20	15-Jul-32	26,210,000	26,210,000
56	6.41% Goa Govt. Sec. 2030	15-Jul-20	15-Jul-30	10,000,000	10,000,000
57	6.52% Madhya Pradesh Govt. Sec. 2035	15-Jul-20	15-Jul-35	15,000,000	15,000,000
58	6.42% Manipur Govt. Sec. 2030	15-Jul-20	15-Jul-30	15,000,000	15,000,000
59	6.55% Rajasthan Govt. Sec.2050	15-Jul-20	15-Jul-50	10,000,000	10,000,000
60	6.41% Tamil Nadu Govt. Sec. 2030	15-Jul-20	15-Jul-30	15,420,000	15,420,000
61	6.54% West Bengal Govt. Sec. 2035	15-Jul-20	15-Jul-35	20,000,000	20,000,000
62	6.50% Goa Govt. Sec. 2030	29-Jul-20	29-Jul-30	10,000,000	10,000,000
63	6.49% Andhra Pradesh Govt. Sec. 2033	29-Jul-20	29-Jul-33	1,300,000	1,300,000
64	6.50% Andhra Pradesh Govt. Sec. 2038	5-Aug-20	5-Aug-38	100,000,000	100,000,000
65	6.46% Jammu & Kashmir Govt. Sec. 2030	5-Aug-20	5-Aug-30	15,350,000	15,350,000
66	6.54% Madhya Pradesh Govt. Sec. 2035	5-Aug-20	5-Aug-35	100,000,000	100,000,000
67	6.45% Manipur Govt. Sec. 2030	5-Aug-20	5-Aug-30	10,000,000	10,000,000
68	6.48% Haryana Govt. Sec. 2040	5-Aug-20	5-Aug-40	100,000,000	100,000,000
69	6.48% Karnataka Govt. Sec. 2030	12-Aug-20	12-Aug-30	9,930,000	9,930,000
70	6.46% Rajasthan Govt. Sec. 2030	12-Aug-20	12-Aug-30	10,040,000	10,040,000
71	6.49% Maharashtra Govt. Sec. 2031	12-Aug-20	12-Aug-31	20,000,000	20,000,000
72	6.61% Madhya Pradesh Govt. Sec. 2035	12-Aug-20	12-Aug-35	10,000,000	10,000,000
73	6.45% Meghalaya Govt. Sec. 2030	2-Sep-20	2-Sep-30	15,000,000	15,000,000
74	6.40% Karnataka Govt. Sec. 2030	2-Sep-20	2-Sep-30	12,680,000	12,680,000
75	6.61% Karnataka Govt. Sec. 2035	2-Sep-20	2-Sep-35	16,180,000	16,180,000
76	6.43% Uttarakhand Govt. Sec. 2030	2-Sep-20	2-Sep-30	19,240,000	19,240,000
77	6.46% Rajasthan Govt. Sec. 2030	2-Sep-20	2-Sep-30	15,010,000	15,010,000
78	6.84% Telengana Govt. Sec. 2040	16-Sep-20	16-Sep-40	50,000,000	50,000,000
79	6.68% Uttar Pradesh Govt. Sec. 2030	16-Sep-20	16-Sep-30	43,800,000	43,800,000
80	6.70% Meghalaya Govt. Sec. 2030	16-Sep-20	16-Sep-30	10,000,000	10,000,000
81	6.72% Rajasthan Govt. Sec. 2030	23-Sep-20	23-Sep-30	15,000,000	15,000,000
82	6.73% Sikkim Govt. Sec. 2030	23-Sep-20	23-Sep-30	10,000,000	10,000,000
83	6.74% Goa Govt. Sec. 2030	23-Sep-20	23-Sep-30	20,000,000	20,000,000
84	6.74% Uttar Pradesh Govt. Sec. 2030	23-Sep-20	23-Sep-30	20,000,000	20,000,000
85	6.63% Uttar Pradesh Govt. Sec. 2030	14-Oct-20	14-Oct-30	122,250,000	122,250,000
86	6.62% Assam Govt. Sec. 2030	9-Dec-20	9-Dec-30	31,000,000	31,000,000
87	6.55% Goa Govt. Sec. 2030	9-Dec-20	9-Dec-30	10,000,000	10,000,000
88	6.62% Nagaland Govt. Sec. 2030	9-Dec-20	9-Dec-30	22,000,000	22,000,000
89	6.54% Karnataka Govt. Sec. 2030	9-Dec-20	9-Dec-30	20,790,000	20,790,000
90	6.68% Mizoram Govt. Sec. 2031	9-Dec-20	9-Dec-31	10,000,000	10,000,000
91	6.60% Rajasthan Govt. Sec. 2030	9-Dec-20	9-Dec-30	28,090,000	28,090,000
92	6.64% Andhra Pradesh Govt. Sec. 2039	6-Jan-21	6-Jan-39	100,000,000	100,000,000
93	6.63% Manipur Govt. Sec. 2031	6-Jan-21	6-Jan-31	15,000,000	15,000,000
94	6.60% Uttar Pradesh Govt. Sec. 2031	6-Jan-21	6-Jan-31	214,560,000	214,560,000
95	6.59% Rajasthan Govt. Sec. 2031	6-Jan-21	6-Jan-31	52,380,000	52,380,000
96	6.60% Uttarakhand Govt. Sec. 2031	6-Jan-21	6-Jan-31	50,000,000	50,000,000
97	6.65% Andhra Pradesh Govt. Sec. 2041	6-Jan-21	6-Jan-41	100,000,000	100,000,000
98	6.64% Jammu & Kashmir Govt. Sec. 2036	6-Jan-21	6-Jan-36	50,000,000	50,000,000
99	6.66% Jharkhand Govt. Sec. 2034	6-Jan-21	6-Jan-34	30,000,000	30,000,000
100	6.58% Goa Govt. Sec. 2031	6-Jan-21	6-Jan-31	10,000,000	10,000,000

(R) -
02/04/2022

[Handwritten signature]

[Handwritten signature]

101	6.53% Tamil Nadu Govt. Sec. 2031	6-Jan-21	6-Jan-31	128,660,000	128,660,000
102	6.95% Rajasthan Govt. Sec. 2031	10-Feb-21	10-Feb-31	38,560,000	38,560,000
103	6.94% Uttar Pradesh Govt. Sec. 2031	10-Feb-21	10-Feb-31	96,420,000	96,420,000
104	7.04% Mizoram Govt. Sec. 2033	10-Feb-21	10-Feb-33	5,000,000	5,000,000
105	6.97% West Bengal Govt. Sec. 2036	10-Feb-21	10-Feb-36	90,000,000	90,000,000
106	7.05% Punjab Govt. Sec. 2031	10-Feb-21	10-Feb-31	34,390,000	34,390,000
107	6.85% Arunachal Pradesh Govt. Sec. 2031	24-Mar-21	24-Mar-31	20,000,000	20,000,000
108	6.86% Punjab Govt. Sec. 2033	24-Mar-21	24-Mar-33	30,000,000	30,000,000
109	6.85% Goa Govt. Sec. 2031	24-Mar-21	24-Mar-31	20,000,000	20,000,000
110	6.85% Meghalaya Govt. Sec. 2031	24-Mar-21	24-Mar-31	10,000,000	10,000,000
111	6.86% Puducherry Govt. Sec. 2034	24-Mar-21	24-Mar-34	10,000,000	10,000,000
112	6.83% West Bengal Govt. sec. 2031	24-Mar-21	24-Mar-31	18,320,000	18,320,000
113	6.84% Uttarakhand Govt. Sec. 2031	24-Mar-21	24-Mar-31	19,410,000	19,410,000
114	6.86% Jharkhand Govt. Sec. 2036	24-Mar-21	24-Mar-36	23,570,000	23,570,000
115	6.96% Andhra Pradesh Govt. Sec. 2035	19-May-21	19-May-35	40,000,000	40,000,000
116	6.96% Andhra Pradesh Govt. Sec. 2036	19-May-21	19-May-36	50,000,000	50,000,000
117	6.84% Haryana Govt. Sec. 2032	19-May-21	19-May-32	55,000,000	55,000,000
118	6.83% Maharashtra Govt. Sec. 2032	19-May-21	19-May-32	50,120,000	50,120,000
119	6.87% Maharashtra Govt. Sec. 2033	19-May-21	19-May-33	50,000,000	50,000,000
120	6.80% Maharashtra Govt. Sec. 2031	16-Jun-21	16-Jun-31	19,680,000	19,680,000
121	6.83% Maharashtra Govt. Sec. 2032	16-Jun-21	16-Jun-32	12,680,000	12,680,000
122	6.78% Goa Govt. Sec.2031	16-Jun-21	16-Jun-31	10,000,000	10,000,000
123	6.92% Haryana Govt. sec. 2036	16-Jun-21	16-Jun-36	41,660,000	41,660,000
124	6.81% Kerala Govt. Sec. 2031	16-Jun-21	16-Jun-31	33,140,000	33,140,000
125	6.75% Gujarat Govt. Sec. 2031	16-Jun-21	16-Jun-31	24,570,000	24,570,000
126	6.89% Goa Govt. Sec. 2031	23-Jun-21	23-Jun-31	10,000,000	10,000,000
127	6.83% Maharashtra Govt. Sec. 2031	23-Jun-21	23-Jun-31	7,270,000	7,270,000
128	6.88% Uttar Pradesh Govt. Sec. 2031	23-Jun-21	23-Jun-31	45,930,000	45,930,000
129	6.99% Goa Govt. Sec. 2031	14-Jul-21	14-Jul-31	10,000,000	10,000,000
130	6.95% Gujarat Govt. Sec. 2031	14-Jul-21	14-Jul-31	40,000,000	40,000,000
131	7.00% Madhya Pradesh Govt. Sec. 2031	14-Jul-21	14-Jul-31	35,370,000	35,370,000
132	6.95% Maharashtra Govt. Sec. 2031	14-Jul-21	14-Jul-31	40,000,000	40,000,000
133	7.00% Rajasthan Govt. Sec. 2031	14-Jul-21	14-Jul-31	38,960,000	38,960,000
134	6.98% Tamil Nadu Govt. Sec. 2031	14-Jul-21	14-Jul-31	30,000,000	30,000,000
135	7.00% Uttarakhand Govt. Sec. 2031	14-Jul-21	14-Jul-31	30,000,000	30,000,000
136	6.99% Uttar Pradesh Govt. Sec. 2031	14-Jul-21	14-Jul-31	36,350,000	36,350,000
137	7.02% West Bengal Govt. Sec. 2031	14-Jul-21	14-Jul-31	30,000,000	30,000,000
138	6.97% Goa Govt. Sec. 2031	25-Aug-21	25-Aug-31	10,000,000	10,000,000
139	6.98% Uttar Pradesh Govt. Sec. 2031	25-Aug-21	25-Aug-31	16,010,000	16,010,000
140	6.98% Assam Govt. Sec. 2031	25-Aug-21	25-Aug-31	10,000,000	10,000,000
141	6.98% Andhra Pradesh Govt. Sec. 2036	15-Sep-21	15-Sep-36	50,000,000	50,000,000
142	6.85% Madhya Pradesh Govt. Sec. 2031	15-Sep-21	15-Sep-31	17,370,000	17,370,000
143	6.91% Maharashtra Govt. Sec. 2033	15-Sep-21	15-Sep-33	50,000,000	50,000,000
144	6.91% Maharashtra Govt. Sec. 2034	15-Sep-21	15-Sep-34	50,000,000	50,000,000
145	6.87% Manipur Govt. Sec. 2031	15-Sep-21	15-Sep-31	10,000,000	10,000,000
146	6.87% Uttar Pradesh Govt. Sec. 2031	15-Sep-21	15-Sep-31	70,000,000	70,000,000
147	6.98% West Bengal Govt. Sec. 2036	15-Sep-21	15-Sep-36	50,000,000	50,000,000
148	6.85% Goa Govt. Sec. 2031	15-Sep-21	15-Sep-31	10,000,000	10,000,000
149	7.04% Andhra Pradesh Govt. Sec. 2034	6-Oct-21	6-Oct-34	100,000,000	100,000,000
150	6.91% Assam Govt. Sec. 2031	6-Oct-21	6-Oct-31	60,000,000	60,000,000
151	6.89% Goa Govt. Sec. 2031	6-Oct-21	6-Oct-31	10,000,000	10,000,000
152	6.89% Gujarat Govt. Sec. 2031	6-Oct-21	6-Oct-31	100,000,000	100,000,000
153	7.00% Jharkhand Govt. Sec. 2033	6-Oct-21	6-Oct-33	100,000,000	100,000,000
154	6.93% Karnataka Govt. Sec. 2032	6-Oct-21	6-Oct-32	100,000,000	100,000,000
155	7.05% Kerala Govt. Sec. 2036	6-Oct-21	6-Oct-36	100,000,000	100,000,000
156	7.06% Mizoram Govt. Sec. 2034	6-Oct-21	6-Oct-34	10,000,000	10,000,000
157	6.91% Rajasthan Govt. Sec. 2031	6-Oct-21	6-Oct-31	82,650,000	82,650,000

R
02/04/2022

Gommalu

[Handwritten signature]

158	6.90% Tamil Nadu Govt. Sec. 2031	6-Oct-21	6-Oct-31	79,820,000	79,820,000
159	6.92% Uttar Pradesh Govt. Sec. 2031	6-Oct-21	6-Oct-31	120,000,000	120,000,000
160	7.05% West Bengal Govt. Sec. 2036	6-Oct-21	6-Oct-36	100,000,000	100,000,000
161	7.02% Andhra Pradesh Govt. Sec. 2036	27-Oct-21	27-Oct-36	38,120,000	38,120,000
162	6.99% Assam Govt. Sec. 2031	27-Oct-21	27-Oct-31	50,000,000	50,000,000
163	6.93% Gujarat Govt. Sec. 2031	27-Oct-21	27-Oct-31	79,920,000	79,920,000
164	6.96% Rajasthan Govt. Sec. 2031	27-Oct-21	27-Oct-31	64,480,000	64,480,000
165	6.99% Uttar Pradesh Govt. Sec. 2031	27-Oct-21	27-Oct-31	133,130,000	133,130,000
166	7.29% Karnataka Govt. Sec. 2034	12-Jan-22	12-Jan-34	40,000,000	40,000,000
167	7.31% Karnataka Govt. Sec. 2035	12-Jan-22	12-Jan-35	40,000,000	40,000,000
168	7.31% Puducherry Govt. Sec. 2035	12-Jan-22	12-Jan-35	10,000,000	10,000,000
169	7.14% Rajasthan Govt. Sec. 2032	12-Jan-22	12-Jan-32	50,000,000	50,000,000
170	7.28% Telangana Govt. Sec. 2035	12-Jan-22	12-Jan-35	50,000,000	50,000,000
171	7.15% Uttar Pradesh Govt. Sec. 2032	12-Jan-22	12-Jan-32	50,000,000	50,000,000
172	7.27% Arunachal Pradesh Govt. Sec. 2032	25-Jan-22	25-Jan-32	15,000,000	15,000,000
173	7.29% Mizoram Govt. Sec. 2033	25-Jan-22	25-Jan-33	15,000,000	15,000,000
174	7.27% Sikkim Govt. Sec. 2032	25-Jan-22	25-Jan-32	20,000,000	20,000,000
175	7.24% Tamil Nadu Govt. Sec. 2032	25-Jan-22	25-Jan-32	20,000,000	20,000,000
176	7.28% Uttar Pradesh Govt. Sec. 2032	25-Jan-22	25-Jan-32	50,000,000	50,000,000
177	7.25% Uttarakhand Govt. Sec. 2032	25-Jan-22	25-Jan-32	20,000,000	20,000,000
178	7.32% Assam Govt. Sec. 2032	9-Feb-22	9-Feb-32	40,000,000	40,000,000
179	7.30% Karnataka Govt. Sec. 2032	9-Feb-22	9-Feb-32	39,380,000	39,380,000
180	7.44% Karnataka Govt. Sec. 2035	9-Feb-22	9-Feb-35	40,000,000	40,000,000
181	7.24% Rajasthan Govt. Sec. 2032	9-Feb-22	9-Feb-32	33,000,000	33,000,000
182	7.37% Telangana Govt. Sec. 2036	9-Feb-22	9-Feb-36	50,000,000	50,000,000
183	7.24% Sikkim Govt. Sec. 2032	16-Mar-22	16-Mar-32	19,000,000	19,000,000
184	7.34% Telangana Govt. Sec. 2035	16-Mar-22	16-Mar-35	15,950,000	15,950,000
185	7.19% Tamil Nadu Govt. Sec. 2032	16-Mar-22	16-Mar-32	22,130,000	22,130,000
186	7.22% Rajasthan Govt. Sec. 2032	16-Mar-22	16-Mar-32	24,180,000	24,180,000
187	7.35% Sikkim Govt. Sec. 2032	30-Mar-22	30-Mar-32	15,000,000	15,000,000
188	7.34% Manipur Govt. Sec. 2032	30-Mar-22	30-Mar-32	15,000,000	15,000,000
189	7.34% Nagaland Govt. Sec. 2032	30-Mar-22	30-Mar-32	10,000,000	10,000,000
190	7.34% Goa Govt. Sec. 2032	30-Mar-22	30-Mar-32	10,000,000	10,000,000
191	7.33% Assam Govt. Sec. 2032	30-Mar-22	30-Mar-32	10,000,000	10,000,000
192	7.34% Uttarakhand Govt. Sec. 2032	30-Mar-22	30-Mar-32	10,000,000	10,000,000
TOTAL				10,006,420,000	10,006,420,000

(B) Central Government Securities:-

S.No.	Name of Security	Date of Investment	Date of Maturity	Face Value	Maturity Amount
1	6.45% G.S. 2029	20-Jan-20	7-Oct-29	20,000,000	20,000,000
2	7.27% G.S. 2026	20-Jan-20	8-Apr-26	20,000,000	20,000,000
TOTAL				40,000,000	40,000,000

2. Category-II of Investment Pattern prescribed by Ministry of Finance Notification dated 02.03.2015 (As amended on 11.12.2019)

(A) PSU Bonds:-

S.No.	Name of Company	Name of Security	Date of Investment	Date of Maturity	Face Value	Maturity Amount
1	NHAI	7.54% NHAI Taxable Bonds 2019-20 Series-VIII-ETF-I	27-Jan-20	27-Jan-30	300,000,000	300,000,000
2	NLC INDIA LTD.	7.36% NLCIL Bonds 2020-Series I	27-Jan-20	25-Jan-30	100,000,000	100,000,000
3	NABARD	7.27% NABARD 2030 NCD Series 20J	14-Feb-20	14-Feb-30	1,000,000,000	1,000,000,000

(P)
02/04/2022

[Handwritten Signature]

[Handwritten Signature]

4	PFC LTD.	7.41% PFC Bond Series 196	25-Feb-20	25-Feb-30	300,000,000	300,000,000
5	PFC LTD.	7.41% PFC Bond series 197	2-Mar-20	15-May-30	50,000,000	50,000,000
6	IREDA	7.40% IREDA Taxable Bonds Series-IX-B	3-Mar-20	3-Mar-30	100,000,000	100,000,000
7	REC LTD.	7.50% REC Bond Series 192	6-Mar-20	28-Feb-30	140,000,000	140,000,000
8	NHAI	7.52% NHAI Taxable Bonds 19-20 Series-XI	19-Mar-20	19-Mar-36	150,000,000	150,000,000
9	NHAI	7.35% NHAI Taxable Bonds 20-21 Series-I	28-Apr-20	28-Apr-30	90,000,000	90,000,000
10	PFC LTD.	7.40% PFC Bond Series 200	08-May-20	08-May-30	100,000,000	100,000,000
11	PFC LTD.	7.68% PFC Bond Series 201	15-May-20	15-Jul-30	40,000,000	40,000,000
12	REC LTD.	7.96% REC Bond Series 199	8-Jun-20	15-Jun-30	170,000,000	170,000,000
13	PFC LTD.	7.75% PFC Bond Series 203-B	11-Jun-20	11-Jun-30	50,000,000	50,000,000
14	PFC LTD.	7.05% PFC-10 Yrs Bond Series 205-A	10-Aug-20	09-Aug-30	60,000,000	60,000,000
15	PFC LTD.	7.20% PFC-15 Yrs Bond Series 205-B	10-Aug-20	10-Aug-35	60,000,000	60,000,000
16	REC LTD.	7.25% REC Bond Series 202-A	28-Aug-20	30-Sep-30	118,000,000	118,000,000
17	PFC LTD.	7.04% PFC Bond series 207	9-Sep-20	16-Dec-30	170,000,000	170,000,000
18	REC LTD.	6.80% REC Bond Series 203-A	29-Oct-20	20-Dec-30	62,000,000	62,000,000
19	IRFC LTD.	6.85% IRFC Bond Series 153	29-Oct-20	29-Oct-40	62,000,000	62,000,000
20	NABARD	6.59% NABARD GOI FULLY SERVICED BOND SERIES LTIF-G 2035 E2	12-Nov-20	12-Nov-35	133,000,000	133,000,000
21	NHAI	6.94% NHAI Taxable Bonds 2020-21 Series-VII	27-Nov-20	27-Nov-37	125,000,000	125,000,000
22	REC LTD.	6.90% REC Bond Series 204A	15-Dec-20	31-Jan-31	75,000,000	75,000,000
23	MTNL	6.85% MTNL 2020 BONDS VI	21-Dec-20	20-Dec-30	66,000,000	66,000,000
24	NABARD	6.69% NABARD NCD SERIES LTIFN 5D	22-Jan-21	22-Jan-36	650,000,000	650,000,000
25	NHAI	7.10% NHAI Taxable Bonds 2020-21 SR-X	18-Feb-21	18-Feb-40	100,000,000	100,000,000
26	NPCIL	6.80% NPCIL XXXV SERIES 2031	23-Mar-21	21-Mar-31	70,000,000	70,000,000
27	GHAZIABAD NAGAR NIGAM	8.10% GNN GREEN BONDS 2031	6-Apr-21	6-Apr-31	50,000,000	50,000,000
28	NTPC	6.87% NTPC LIMITED SERIES-74	20-Apr-21	21-Apr-36	250,000,000	250,000,000
29	PFC LTD.	7.11% PFC BOND SERIES 210-B	30-Jun-21	30-Jun-36	65,000,000	65,000,000
30	NABARD	6.97% NABARD 2036 NCD SERIES LTIF 6A	29-Jul-21	29-Jul-36	55,000,000	55,000,000
31	NHAI	7.26% NHAI Taxable Bonds 2021-22 Series-I	10-Aug-21	10-Aug-38	240,000,000	240,000,000
32	PNB	7.10% PNB BASEL III TIER II BONDS SERIES XXIV	18-Nov-21	18-Nov-31	1,320,000,000	1,320,000,000
33	NABARD	6.85% NABARD 2032 BONDS SERIES 22E	15-Dec-21	14-Apr-32	140,000,000	140,000,000
34	REC LTD.	6.92% REC BOND SERIES 213	15-Dec-21	22-Mar-32	200,000,000	200,000,000
TOTAL					6,661,000,000	6,661,000,000

(B) Bharat Bond ETF:-

S.No.	Name of Scheme	Date of Transfer of Funds	Date of Allotment	Invested Amount	Date of Maturity	Maturity Amount
1	Bharat Bond ETF April 2030	23-Dec-19	26-Dec-30	387,000,000.00	15-Apr-30	NAV Based
2	Bharat Bond ETF April 2031	17-Jul-20	22-Jul-20	83,999,199.75	15-Apr-31	NAV Based
TOTAL				470,999,199.75		

3. Category-IV of Investment Pattern prescribed by Ministry of Finance Notification dated 02.03.2015 (As amended on 11.12.2019)

S.No	Name of Scheme	Date of Transfer of Funds	Date of Allotment	Invested Amount	Date of Maturity	Maturity Amount
1	SBI ETF Sensex	28-Jan-20	30-Jan-20	197,840,896.60	NAV Based	NAV Based

R
02/04/2022

[Handwritten Signature]

[Handwritten Signature]

2	SBI ETF Nifty 50	28-Jan-20	30-Jan-20	192,943,845.00	NAV Based	NAV Based
3	SBI ETF Sensex	6-Feb-20	8-Feb-20	49,955,655.00	NAV Based	NAV Based
4	SBI ETF Nifty 50	26-Aug-20	28-Aug-20	5,947,997.39	NAV Based	NAV Based
5	SBI ETF Sensex	26-Aug-20	28-Aug-20	4,995,540.16	NAV Based	NAV Based
6	SBI ETF Nifty 50	1-Sep-20	3-Sep-20	5,948,962.43	NAV Based	NAV Based
7	SBI ETF Sensex	2-Sep-20	4-Sep-20	6,670,917.53	NAV Based	NAV Based
8	SBI ETF Nifty 50	13-Oct-20	15-Oct-20	6,195,924.78	NAV Based	NAV Based
9	SBI ETF Sensex	13-Oct-20	15-Oct-20	6,978,185.69	NAV Based	NAV Based
10	SBI ETF Nifty 50	9-Nov-20	11-Nov-20	6,453,887.68	NAV Based	NAV Based
11	SBI ETF Sensex	9-Nov-20	11-Nov-20	7,309,979.88	NAV Based	NAV Based
12	SBI ETF Nifty 50	8-Dec-20	10-Dec-20	6,953,717.67	NAV Based	NAV Based
13	SBI ETF Sensex	8-Dec-20	10-Dec-20	7,831,085.93	NAV Based	NAV Based
14	SBI ETF Nifty 50	05-Jan-21	07-Jan-21	14,686,544.29	NAV Based	NAV Based
15	SBI ETF Sensex	05-Jan-21	07-Jan-21	16,584,848.40	NAV Based	NAV Based
16	SBI ETF Nifty 50	21-Jan-21	23-Jan-21	7,645,012.23	NAV Based	NAV Based
17	SBI ETF Sensex	21-Jan-21	23-Jan-21	8,595,157.74	NAV Based	NAV Based
18	SBI ETF Nifty 50	9-Feb-21	11-Feb-21	15,812,530.59	NAV Based	NAV Based
19	SBI ETF Sensex	9-Feb-21	11-Feb-21	17,779,538.53	NAV Based	NAV Based
20	SBI ETF Nifty 50	17-Feb-21	19-Feb-21	15,857,872.85	NAV Based	NAV Based
21	SBI ETF Sensex	17-Feb-21	19-Feb-21	17,811,725.74	NAV Based	NAV Based
22	SBI ETF Nifty 50	16-Mar-21	18-Mar-21	30,915,765.71	NAV Based	NAV Based
23	SBI ETF Sensex	16-Mar-21	18-Mar-21	34,445,671.00	NAV Based	NAV Based
24	SBI ETF Sensex	22-Mar-21	24-Mar-21	8,391,539.56	NAV Based	NAV Based
25	SBI ETF Nifty 50	16-Apr-21	20-Apr-21	14,857,352.83	NAV Based	NAV Based
26	SBI ETF Sensex	16-Apr-21	20-Apr-21	16,418,190.47	NAV Based	NAV Based
27	SBI ETF Nifty 50	18-May-21	20-May-21	7,661,638.06	NAV Based	NAV Based
28	SBI ETF Sensex	18-May-21	20-May-21	8,430,037.48	NAV Based	NAV Based
29	SBI ETF Nifty 50	14-Dec-21	16-Dec-21	26,520,395.95	NAV Based	NAV Based
30	SBI ETF Sensex	14-Dec-21	16-Dec-21	22,061,881.44	NAV Based	NAV Based
31	SBI ETF Nifty 50	11-Jan-22	13-Jan-22	83,126,491.12	NAV Based	NAV Based
32	SBI ETF Sensex	11-Jan-22	13-Jan-22	74,312,294.63	NAV Based	NAV Based
33	SBI ETF Nifty 50	1-Feb-22	3-Feb-22	62,215,575.62	NAV Based	NAV Based
34	SBI ETF Sensex	1-Feb-22	3-Feb-22	54,338,633.60	NAV Based	NAV Based
35	SBI ETF Nifty 50	22-Feb-22	24-Feb-22	87,344,717.02	NAV Based	NAV Based
36	SBI ETF Sensex	22-Feb-22	24-Feb-22	67,787,110.79	NAV Based	NAV Based
37	SBI ETF Nifty 50	28-Feb-22	02-Mar-22	51,394,939.62	NAV Based	NAV Based
38	SBI ETF Sensex	28-Feb-22	02-Mar-22	56,909,427.73	NAV Based	NAV Based
39	SBI ETF Nifty 50	8-Mar-22	10-Mar-22	81,954,597.53	NAV Based	NAV Based
40	SBI ETF Sensex	8-Mar-22	10-Mar-22	74,553,129.87	NAV Based	NAV Based
41	SBI ETF Nifty 50	15-Mar-22	17-Mar-22	17,011,160.52	NAV Based	NAV Based
42	SBI ETF Sensex	15-Mar-22	17-Mar-22	21,276,869.39	NAV Based	NAV Based
43	SBI ETF Nifty 50	30-Mar-22	01-Apr-22	8,947,972.38	NAV Based	NAV Based
	TOTAL			1,531,675,218.43		

4. Other Investment in DHFL FDRs:

S.No	FDR No.	Rate of Int.	Date of Investment	Amt. Invested	Maturity Details		Claim Details	
					Date of Mat.	Mat. Amt.	Date of Claim	Claimed Amt.
1	770740	8.05%	07-Oct-17	100,000,000	07-Oct-19	100,000,000	16-Dec-19	105,477,881
2	770743	8.05%	07-Oct-17	100,000,000	07-Oct-19	100,000,000	16-Dec-19	105,477,881
3	770744	8.05%	07-Oct-17	100,000,000	07-Oct-19	100,000,000	16-Dec-19	105,477,881
4	770746	8.05%	07-Oct-17	100,000,000	07-Oct-19	100,000,000	16-Dec-19	105,477,881

R
02/04/2022

[Handwritten Signature]

[Handwritten Signature]

5	771717	8.05%	09-Oct-17	80,000,000	09-Oct-19	80,000,000	16-Dec-19	84,381,262
6	772113	8.05%	09-Oct-17	100,000,000	09-Oct-19	100,000,000	16-Dec-19	105,476,577
7	771739	8.05%	11-Oct-17	30,000,000	11-Oct-19	30,000,000	16-Dec-19	31,642,571
8	772354	8.05%	13-Oct-17	15,000,000	13-Oct-19	15,000,000	16-Dec-19	15,821,078
9	772707	8.05%	17-Oct-17	100,000,000	17-Oct-19	100,000,000	16-Dec-19	105,470,974
10	772760	8.05%	17-Oct-17	110,000,000	17-Oct-19	110,000,000	16-Dec-19	116,018,072
11	774441	7.80%	25-Oct-17	49,000,000	25-Oct-19	49,000,000	16-Dec-19	51,593,988
12	777427	7.85%	02-Nov-17	100,000,000	02-Nov-20	100,000,000	16-Dec-19	105,290,685
13	777429	7.85%	02-Nov-17	60,000,000	02-Nov-20	60,000,000	16-Dec-19	63,174,411
14	777437	7.85%	02-Nov-17	100,000,000	02-Nov-20	100,000,000	16-Dec-19	105,290,685
15	777445	7.85%	02-Nov-17	70,000,000	02-Nov-20	70,000,000	16-Dec-19	73,703,479
16	777459	7.85%	02-Nov-17	100,000,000	02-Nov-20	100,000,000	16-Dec-19	105,290,685
17	777487	7.85%	02-Nov-17	100,000,000	02-Nov-20	100,000,000	16-Dec-19	105,290,685
18	777643	7.85%	03-Nov-17	55,000,000	03-Nov-20	55,000,000	16-Dec-19	57,909,877
19	778193	7.85%	06-Nov-17	10,000,000	06-Nov-20	10,000,000	16-Dec-19	10,529,068
20	779170	7.85%	08-Nov-17	10,000,000	08-Nov-20	10,000,000	16-Dec-19	10,529,068
21	779405	7.85%	09-Nov-17	5,000,000	09-Nov-20	5,000,000	16-Dec-19	5,264,534
22	779413	7.85%	09-Nov-17	5,000,000	09-Nov-20	5,000,000	16-Dec-19	5,264,534
23	783554	7.85%	22-Nov-17	100,000,000	22-Nov-20	100,000,000	16-Dec-19	105,290,685
24	783571	7.85%	22-Nov-17	100,000,000	22-Nov-20	100,000,000	16-Dec-19	105,290,685
25	783572	7.85%	22-Nov-17	86,000,000	22-Nov-20	86,000,000	16-Dec-19	90,549,989
26	783575	7.85%	22-Nov-17	100,000,000	22-Nov-20	100,000,000	16-Dec-19	105,290,685
27	787636	7.85%	04-Dec-17	39,000,000	04-Dec-20	39,000,000	16-Dec-19	41,063,367
28	788085	7.85%	06-Dec-17	40,000,000	06-Dec-20	40,000,000	16-Dec-19	42,116,274
29	788097	7.85%	06-Dec-17	25,000,000	06-Dec-20	25,000,000	16-Dec-19	26,322,671
30	788349	7.85%	07-Dec-17	30,000,000	07-Dec-20	30,000,000	16-Dec-19	31,587,205
31	789642	7.85%	12-Dec-17	5,000,000	12-Dec-20	5,000,000	16-Dec-19	5,264,534
32	791821	7.85%	19-Dec-17	100,000,000	19-Dec-20	100,000,000	16-Dec-19	105,290,685
33	791823	7.85%	19-Dec-17	100,000,000	19-Dec-20	100,000,000	16-Dec-19	105,290,685
34	791825	7.85%	19-Dec-17	39,000,000	19-Dec-20	39,000,000	16-Dec-19	41,063,367
35	791875	7.85%	19-Dec-17	100,000,000	19-Dec-20	100,000,000	16-Dec-19	105,290,685
36	791878	7.85%	19-Dec-17	100,000,000	19-Dec-20	100,000,000	16-Dec-19	105,290,685
37	791879	7.85%	19-Dec-17	100,000,000	19-Dec-20	100,000,000	16-Dec-19	105,290,685
38	792635	7.85%	20-Dec-17	37,000,000	20-Dec-20	37,000,000	16-Dec-19	38,957,553
39	792646	7.85%	20-Dec-17	100,000,000	20-Dec-20	100,000,000	16-Dec-19	105,290,685
40	792813	7.85%	20-Dec-17	40,000,000	20-Dec-20	40,000,000	16-Dec-19	42,116,274
41	793664	7.85%	26-Dec-17	10,000,000	26-Dec-20	10,000,000	16-Dec-19	10,529,068
42	796651	7.85%	02-Jan-18	100,000,000	03-Jan-21	100,000,000	16-Dec-19	105,290,685
43	796630	7.85%	03-Jan-18	100,000,000	03-Jan-21	100,000,000	16-Dec-19	105,290,685
44	796631	7.85%	03-Jan-18	100,000,000	03-Jan-21	100,000,000	16-Dec-19	105,290,685
45	796648	7.85%	03-Jan-18	100,000,000	03-Jan-21	100,000,000	16-Dec-19	105,290,685
46	796733	7.85%	03-Jan-18	70,000,000	03-Jan-21	70,000,000	16-Dec-19	73,703,479
47	796739	7.85%	03-Jan-18	100,000,000	03-Jan-21	100,000,000	16-Dec-19	105,290,685
48	797276	7.85%	03-Jan-18	100,000,000	03-Jan-21	100,000,000	16-Dec-19	105,290,685
49	798624	7.85%	06-Jan-18	120,000,000	06-Jan-21	120,000,000	16-Dec-19	126,348,822
50	798788	7.85%	08-Jan-18	10,000,000	08-Jan-21	10,000,000	16-Dec-19	10,529,068
51	825400	7.80%	03-Apr-18	80,000,000	03-Apr-20	80,000,000	16-Dec-19	84,205,589
52	825409	7.80%	03-Apr-18	80,000,000	03-Apr-20	80,000,000	16-Dec-19	84,205,589
53	825543	7.80%	03-Apr-18	80,000,000	03-Apr-20	80,000,000	16-Dec-19	84,205,589
54	825561	7.80%	03-Apr-18	80,000,000	03-Apr-20	80,000,000	16-Dec-19	84,205,589
55	825553	7.80%	05-Apr-18	60,000,000	05-Apr-20	60,000,000	16-Dec-19	63,154,192
56	825564	7.80%	05-Apr-18	50,000,000	05-Apr-20	50,000,000	16-Dec-19	52,628,493
57	825414	7.80%	06-Apr-18	45,000,000	06-Apr-20	45,000,000	16-Dec-19	47,365,644
58	827797	7.80%	17-Apr-18	60,000,000	17-Apr-20	60,000,000	16-Dec-19	63,154,192
59	827846	7.80%	17-Apr-18	64,000,000	17-Apr-20	64,000,000	16-Dec-19	67,364,471
60	833596	7.80%	03-May-18	90,000,000	03-May-20	90,000,000	16-Dec-19	94,731,288
61	834238	7.80%	04-May-18	30,000,000	04-May-20	30,000,000	16-Dec-19	31,577,096
62	836012	7.80%	05-May-18	60,000,000	05-May-20	60,000,000	16-Dec-19	63,154,192

R
02/04/2022

[Handwritten signature]

[Handwritten signature]

63	836013	7.80%	05-May-18	100,000,000	05-May-20	100,000,000	16-Dec-19	105,256,986
64	836015	7.80%	05-May-18	100,000,000	05-May-20	100,000,000	16-Dec-19	105,256,986
65	836017	7.80%	05-May-18	100,000,000	05-May-20	100,000,000	16-Dec-19	105,256,986
66	836347	7.80%	05-May-18	100,000,000	05-May-20	100,000,000	16-Dec-19	105,256,986
67	836444	7.80%	05-May-18	100,000,000	05-May-20	100,000,000	16-Dec-19	105,256,986
68	835686	7.80%	07-May-18	90,000,000	07-May-20	90,000,000	16-Dec-19	94,731,288
69	835689	7.80%	07-May-18	100,000,000	07-May-20	100,000,000	16-Dec-19	105,256,986
70	836345	7.80%	07-May-18	100,000,000	07-May-20	100,000,000	16-Dec-19	105,256,986
71	836623	7.80%	08-May-18	10,000,000	08-May-20	10,000,000	16-Dec-19	10,525,699
72	836732	7.80%	10-May-18	39,000,000	10-May-20	39,000,000	16-Dec-19	41,050,225
73	838801	7.80%	15-May-18	80,000,000	15-May-20	80,000,000	16-Dec-19	84,205,589
74	840156	7.80%	18-May-18	90,000,000	18-May-20	90,000,000	16-Dec-19	94,731,288
75	841067	7.80%	18-May-18	100,000,000	18-May-20	100,000,000	16-Dec-19	105,256,986
76	841075	7.80%	18-May-18	100,000,000	18-May-20	100,000,000	16-Dec-19	105,256,986
77	840938	7.80%	21-May-18	80,000,000	21-May-20	80,000,000	16-Dec-19	84,205,589
78	840949	7.80%	21-May-18	100,000,000	21-May-20	100,000,000	16-Dec-19	105,256,986
79	840990	7.80%	21-May-18	100,000,000	21-May-20	100,000,000	16-Dec-19	105,256,986
80	841005	7.80%	21-May-18	100,000,000	21-May-20	100,000,000	16-Dec-19	105,256,986
81	841349	7.80%	21-May-18	100,000,000	21-May-20	100,000,000	16-Dec-19	105,256,986
82	847107	7.80%	02-Jun-18	50,000,000	02-Jun-20	50,000,000	16-Dec-19	52,628,493
83	846253	7.80%	04-Jun-18	100,000,000	04-Jun-20	100,000,000	16-Dec-19	105,256,986
84	846293	7.80%	04-Jun-18	100,000,000	04-Jun-20	100,000,000	16-Dec-19	105,256,986
85	846332	7.80%	05-Jun-18	50,000,000	05-Jun-20	50,000,000	16-Dec-19	52,628,493
86	847380	8.00%	08-Jun-18	70,000,000	08-Jun-20	70,000,000	16-Dec-19	73,774,247
87	858790	8.45%	03-Jul-18	30,000,000	03-Jul-21	30,000,000	16-Dec-19	31,708,521
88	858799	8.45%	04-Jul-18	69,000,000	04-Jul-21	69,000,000	16-Dec-19	72,929,597
89	858802	8.45%	04-Jul-18	50,000,000	04-Jul-21	50,000,000	16-Dec-19	52,847,534
90	861630	8.45%	12-Jul-18	10,000,000	12-Jul-21	10,000,000	16-Dec-19	10,569,507
91	868140	8.45%	27-Jul-18	9,000,000	27-Jul-21	9,000,000	16-Dec-19	9,512,556
92	871599	8.45%	02-Aug-18	90,000,000	02-Aug-21	90,000,000	16-Dec-19	95,125,562
93	873299	8.90%	06-Aug-18	50,000,000	06-Aug-21	50,000,000	16-Dec-19	52,999,178
94	882589	8.30%	28-Aug-18	9,000,000	28-Aug-20	9,000,000	16-Dec-19	9,503,458
95	886935	8.30%	01-Sep-18	50,000,000	01-Sep-20	50,000,000	16-Dec-19	52,796,986
96	888833	8.30%	04-Sep-18	50,000,000	04-Sep-20	50,000,000	16-Dec-19	52,796,986
97	891967	8.30%	04-Sep-18	80,000,000	04-Sep-20	80,000,000	16-Dec-19	84,475,178
98	889175	8.30%	05-Sep-18	10,000,000	05-Sep-20	10,000,000	16-Dec-19	10,559,397
99	890857	8.60%	10-Sep-18	80,000,000	10-Sep-20	80,000,000	16-Dec-19	84,636,932
100	890862	8.60%	10-Sep-18	80,000,000	10-Sep-20	80,000,000	16-Dec-19	84,636,932
101	890868	8.60%	10-Sep-18	80,000,000	10-Sep-20	80,000,000	16-Dec-19	84,636,932
102	890872	8.60%	10-Sep-18	80,000,000	10-Sep-20	80,000,000	16-Dec-19	84,636,932
103	890887	8.60%	10-Sep-18	80,000,000	10-Sep-20	80,000,000	16-Dec-19	84,636,932
104	890898	8.60%	10-Sep-18	80,000,000	10-Sep-20	80,000,000	16-Dec-19	84,636,932
105	890905	8.60%	10-Sep-18	80,000,000	10-Sep-20	80,000,000	16-Dec-19	84,636,932
106	893595	8.40%	14-Sep-18	10,000,000	14-Sep-20	10,000,000	16-Dec-19	10,566,137
107	897682	8.40%	24-Sep-18	10,000,000	24-Sep-20	10,000,000	16-Dec-19	10,566,137
108	902401	8.50%	04-Oct-18	50,000,000	04-Oct-19	54,250,000	16-Dec-19	55,008,014
109	902469	8.50%	04-Oct-18	50,000,000	04-Oct-19	54,250,000	16-Dec-19	55,008,014
110	902683	8.50%	05-Oct-18	59,000,000	05-Oct-19	64,015,000	16-Dec-19	64,894,549
111	912004	8.50%	03-Nov-18	60,000,000	03-Dec-19	65,561,125	16-Dec-19	65,561,125
112	912179	8.50%	03-Nov-18	100,000,000	03-Dec-19	109,268,542	16-Dec-19	109,268,542
113	912198	8.50%	03-Nov-18	100,000,000	03-Dec-19	109,268,542	16-Dec-19	109,268,542
114	912201	8.50%	03-Nov-18	100,000,000	03-Dec-19	109,268,542	16-Dec-19	109,268,542
115	912176	8.50%	05-Nov-18	65,000,000	05-Dec-19	71,024,552	16-Dec-19	70,984,862
116	919508	8.50%	04-Dec-18	100,000,000	04-Jan-20	109,268,542	16-Dec-19	108,474,733
117	919811	8.50%	05-Dec-18	63,000,000	05-Jan-20	68,839,181	16-Dec-19	68,323,163
TOTAL				8,222,000,000		8,290,014,026		8,692,128,672

[Handwritten signature]

P-02/04/2022

[Handwritten signature]


Summary of Investments


S.No.	Type of Investment	Category	Amount Invested	Percentage
1	State Government Securities	Category-I	10,006,420,000.00	39.42 %
2	Central Government Securities	Category-I	40,000,000.00	0.16%
3	PSU Bonds	Category-II	6,661,000,000.00	26.24%
4	Bharat Bond ETF	Category-II	470,999,199.75	1.85 %
5	Mutural Funds	Category-IV	1,531,675,218.43	6.03%
6	DHFL*	Other Investment	6,675,753,138.00	26.30 %
	Total Corpus as on 02.04.2022		25,385,847,556.18	100.00%


***Details of amount to be received from DHFL:-**

Name of Trust	Claimed Amount	Admitted Claim Amt.	Received Amt.	Remaining Amt.
1	2	3	4	5=3-4
UPPCL CPF Trust	₹ 869,21,28,672	₹ 867,92,89,737	₹ 200,35,36,599	₹ 667,57,53,138.00

**An appeal has been filed in regard to the DHFL Case in the Supreme Court of India through the M/s J. Sagar & Associates, the Law Firm.*


02/04/2022
(RAVI KUMAR)
Assistant Accountant
UPPCL CPF Trust


(KUMAR SINGH)
Accounts Officer
UPPCL CPF Trust


(TARUN VOHRA)
Accounts Officer
UPPCL CPF Trust